

Jobs and Opportunity in the Lane Regional Economy

Oh the Places You Can Go

Henry Fields

Lane & Douglas Workforce Analyst

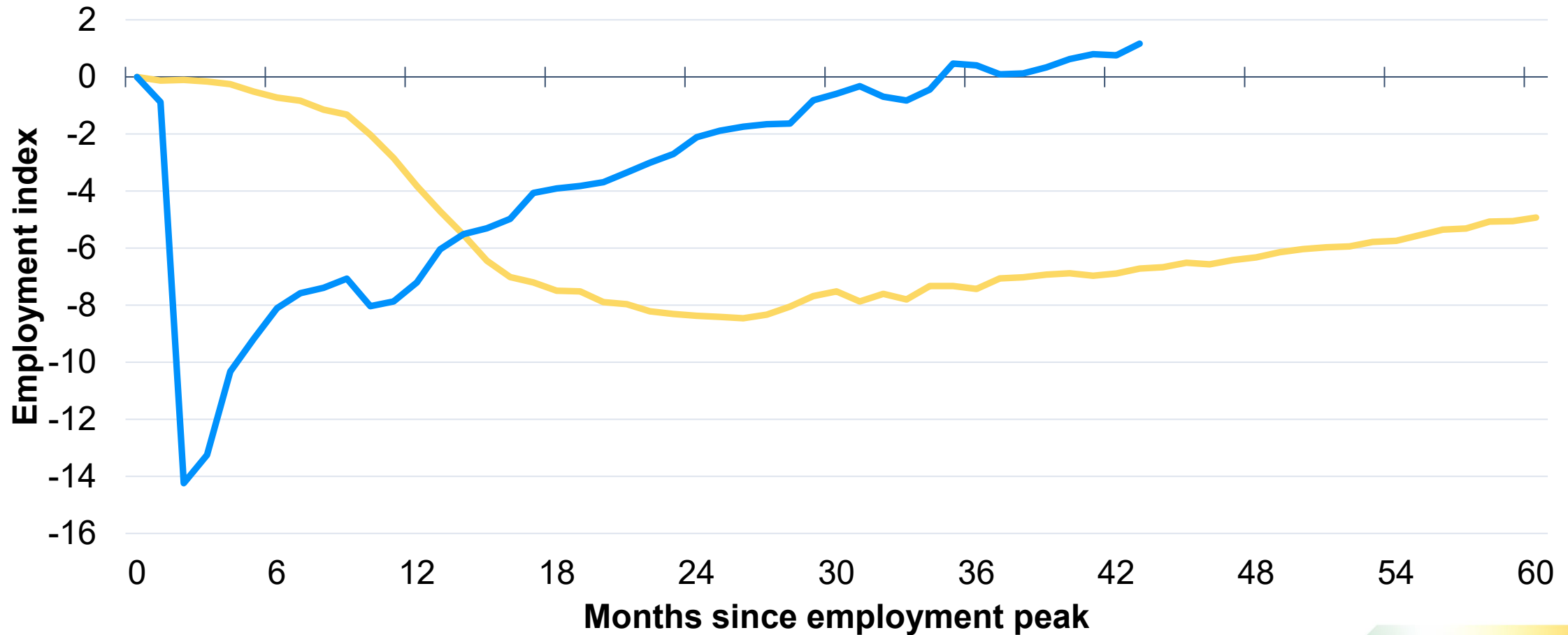
January 10th, 2024

Jobs Recovery

Overall jobs recovery is fast by historical standards

Oregon Job Change

— Great Recession — COVID

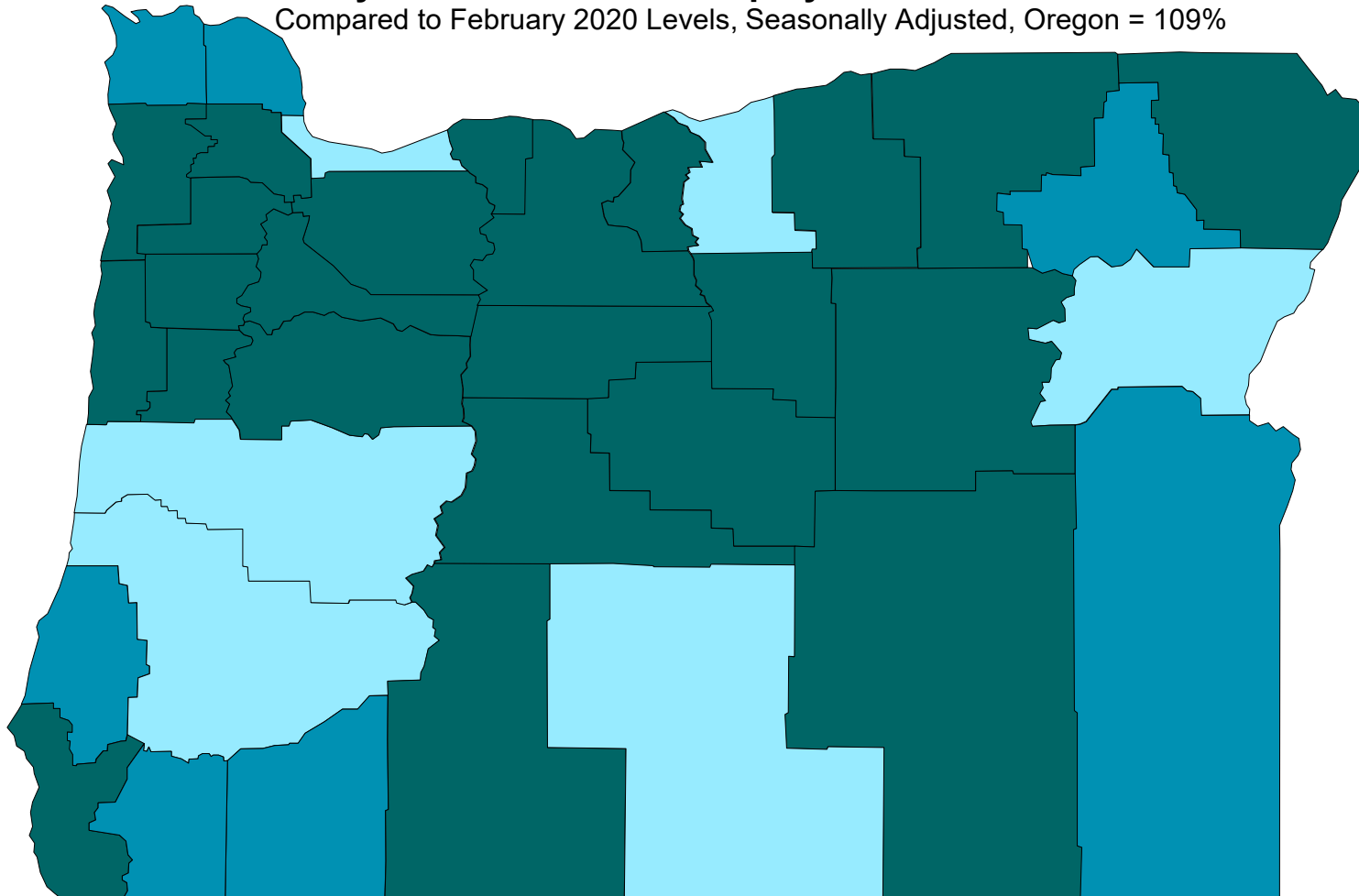


Source: Oregon Employment Department, Current Employment Statistics

Oregon has more jobs now than before the pandemic recession.

Recovery of Total Nonfarm Employment as of November 2023

Compared to February 2020 Levels, Seasonally Adjusted, Oregon = 109%



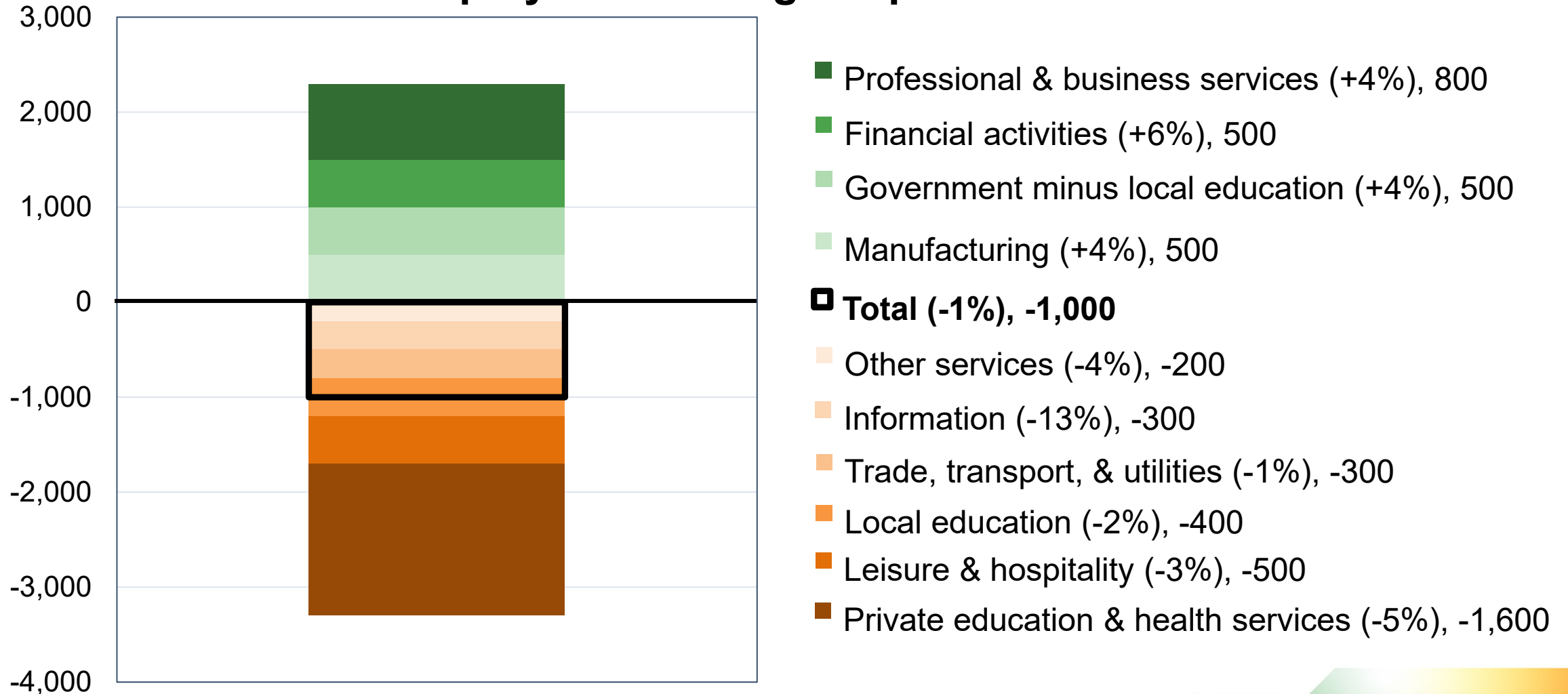
Source: Oregon Employment Department

More jobs than before recession (100% +) **Near full jobs recovery (90% to 100%)** **Slower recovery (89% or less)**

Twenty-three counties have regained their total pandemic recession job losses:

- Benton
- Clackamas
- Crook
- Curry
- Deschutes
- Grant
- Harney
- Hood River
- Jefferson
- Klamath
- Lincoln
- Linn
- Marion
- Morrow
- Polk
- Sherman
- Tillamook
- Umatilla
- Wallowa
- Wasco
- Washington
- Wheeler
- Yamhill

Lane Employment Change September 2019 to 2023



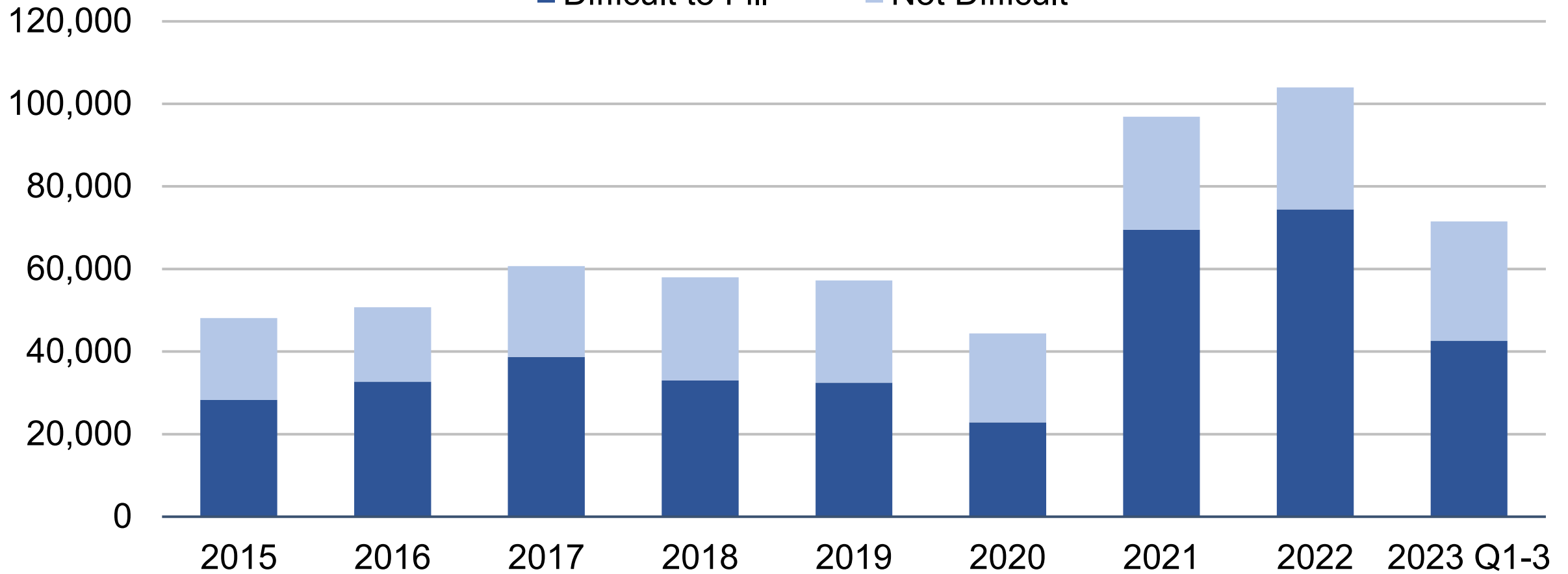
Source: Oregon Employment Department, Current Employment Statistics

Job Vacancies and the Labor Market

2023 saw fewer job vacancies, but still elevated

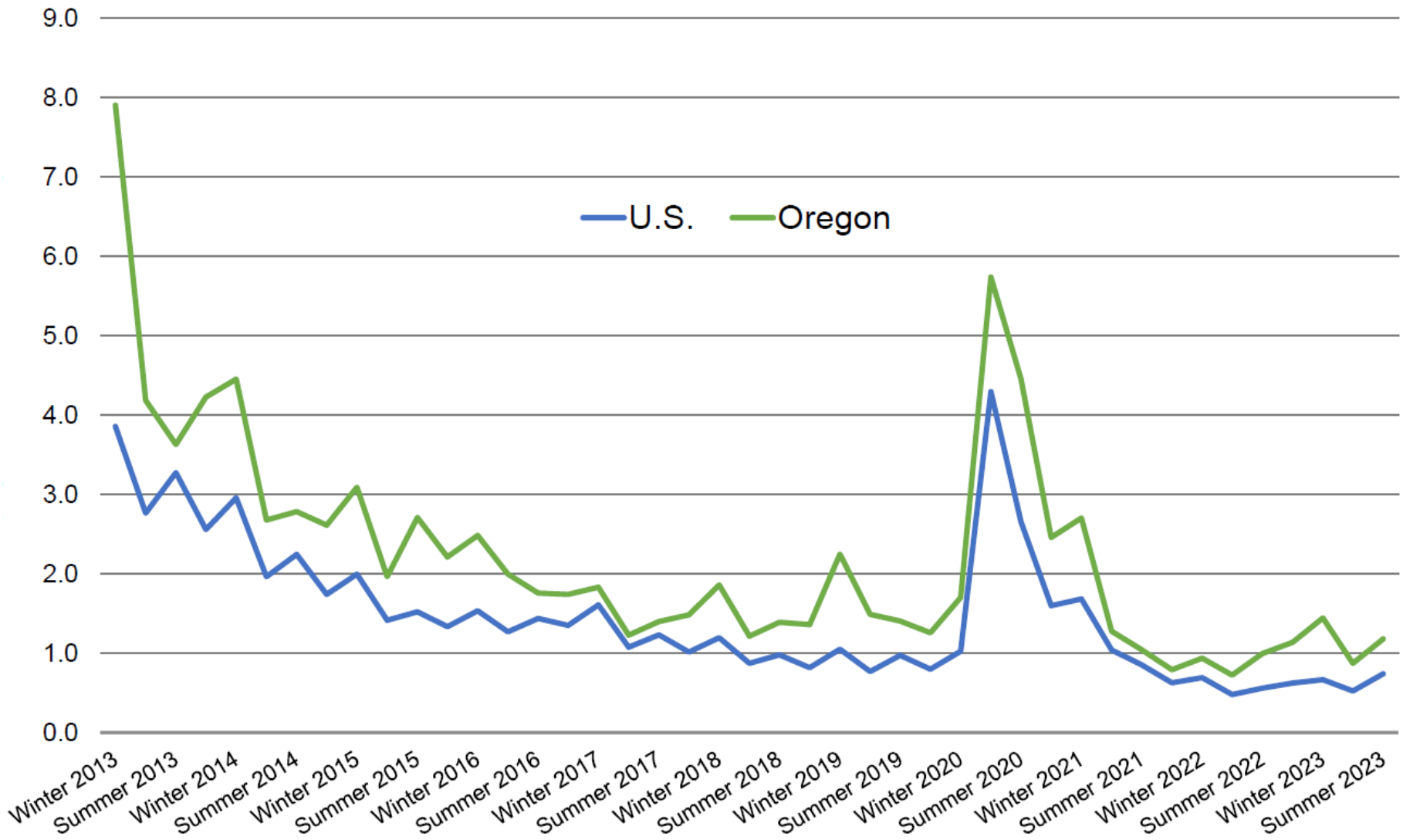
Oregon Job Vacancies

■ Difficult to Fill ■ Not Difficult



Source: Oregon Employment Department, Job Vacancy Survey

Recent data shows a low jobseeker to vacancy ratio

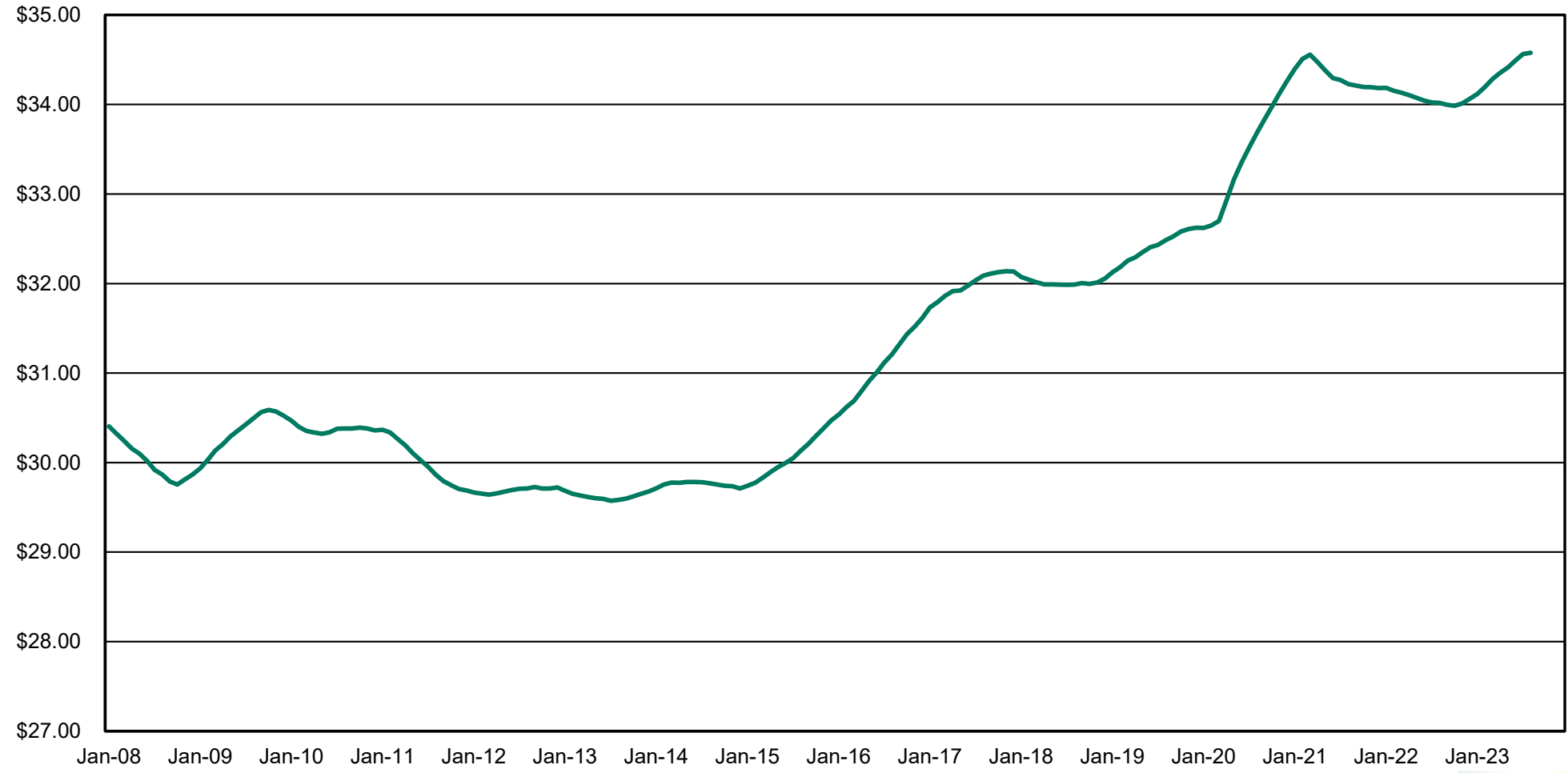


Number of unemployed people per private job opening

Source: Oregon Employment Department, Bureau of Labor Statistics

Real wages for private nonfarm jobs have risen in recent months

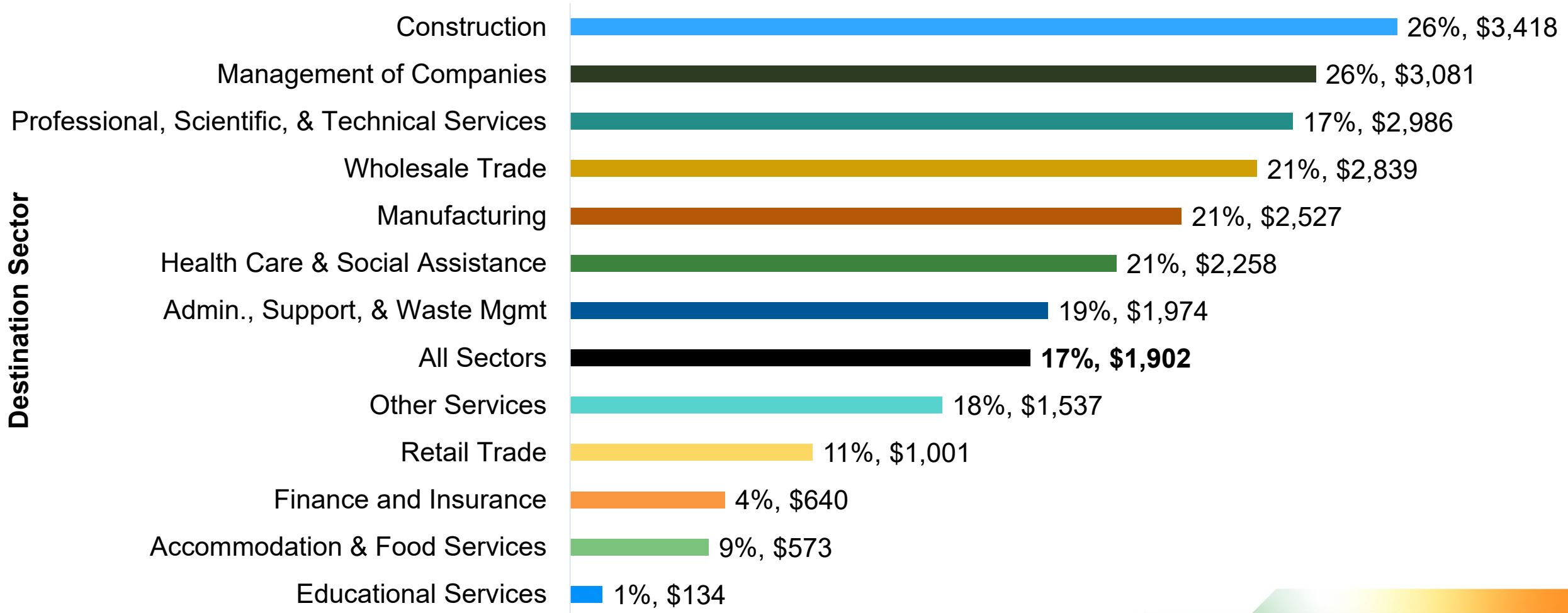
Average Hourly Earnings Oregon, 12-Month Moving Average, Adjusted for Inflation



Source: Oregon Employment Department, Bureau of Labor Statistics.
Inflation adjustment using CPI- U

When people switch jobs, they're getting higher wages

Change in quarterly wage after job-to-job change Lane County, 2022 Q2

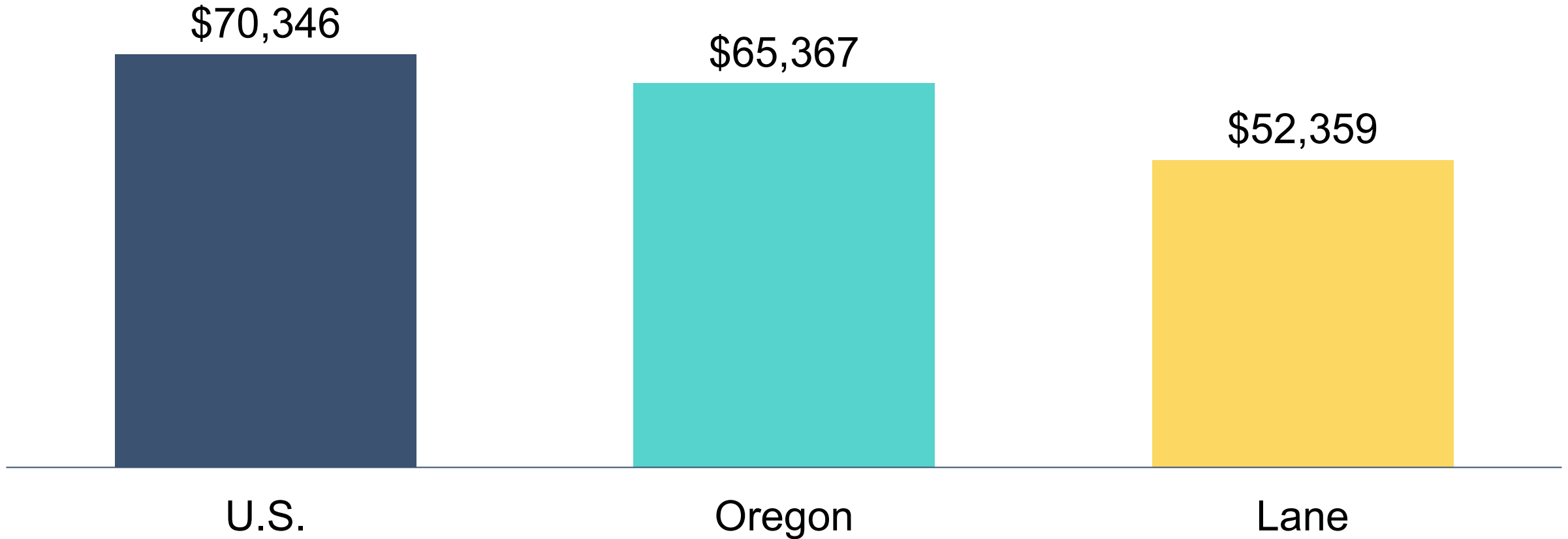


Source: Oregon Employment Department, U.S. Census Bureau Job to Job Flows Explorer

Long Term Projections

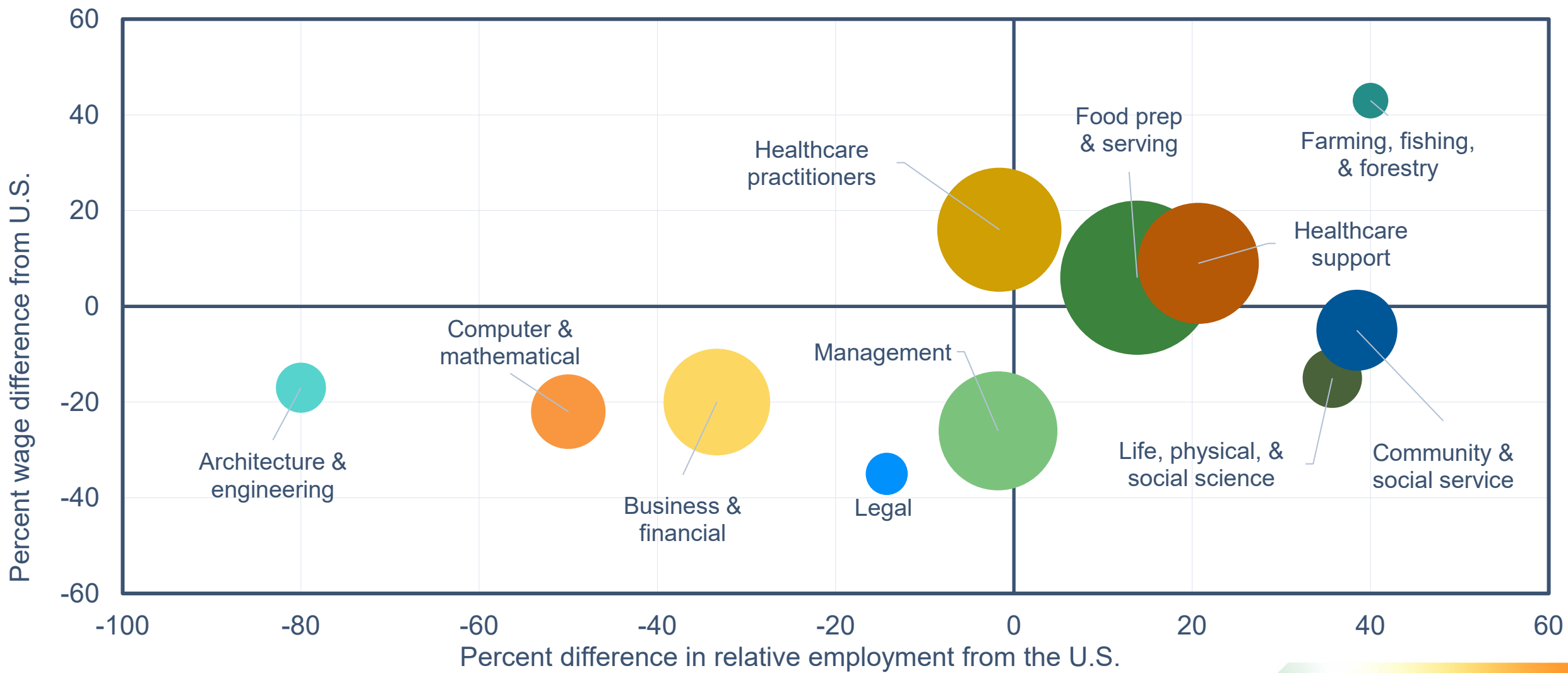
Average wages are lower in Lane County

Annual average wage per worker Private Industry, 2022



Source: U.S. Bureau of Labor Statistics and Oregon Employment Department, Quarterly Census of Employment and Wages

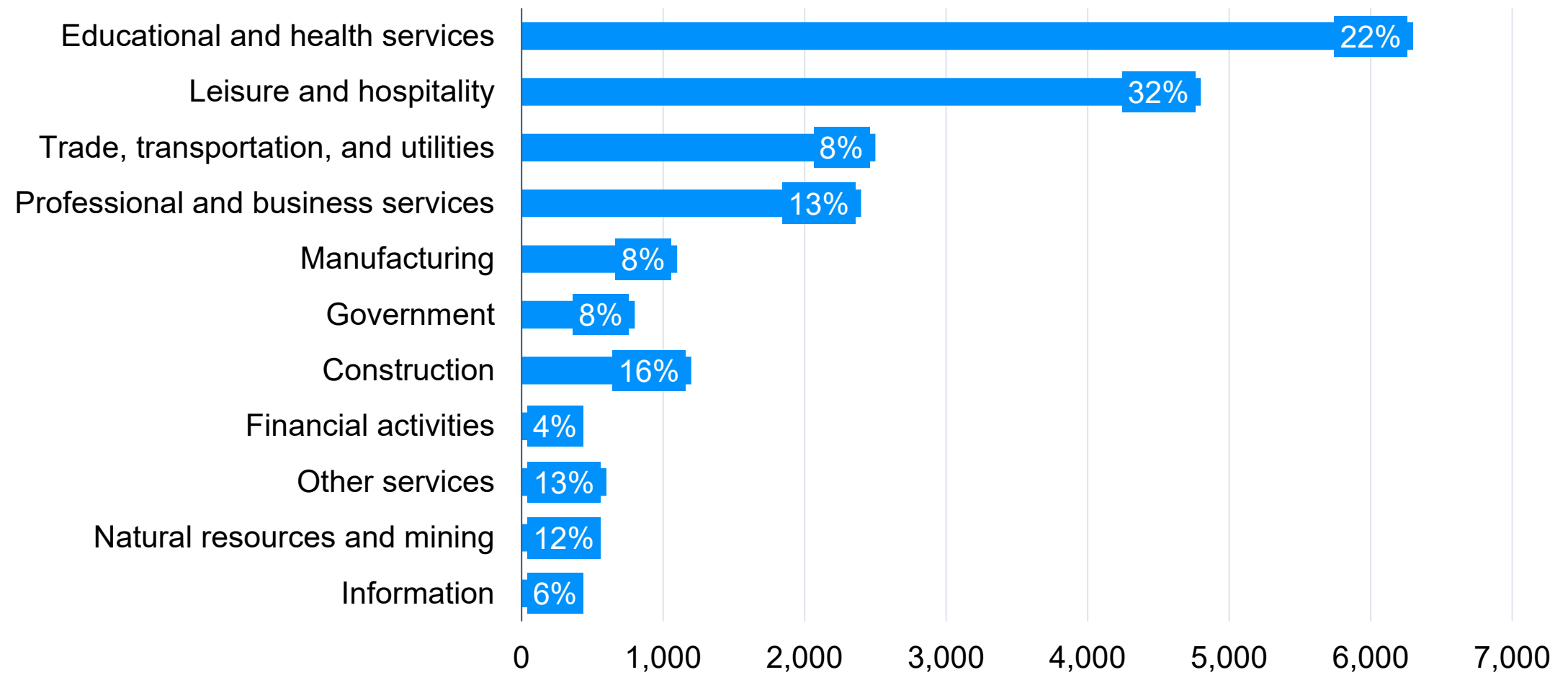
Much of the wage gap comes from differences in job type



Source: Oregon Employment Department, Bureau of Labor Statistics, Occupational Employment and Wage Statistics

All major industries are projected to add jobs over 10 years

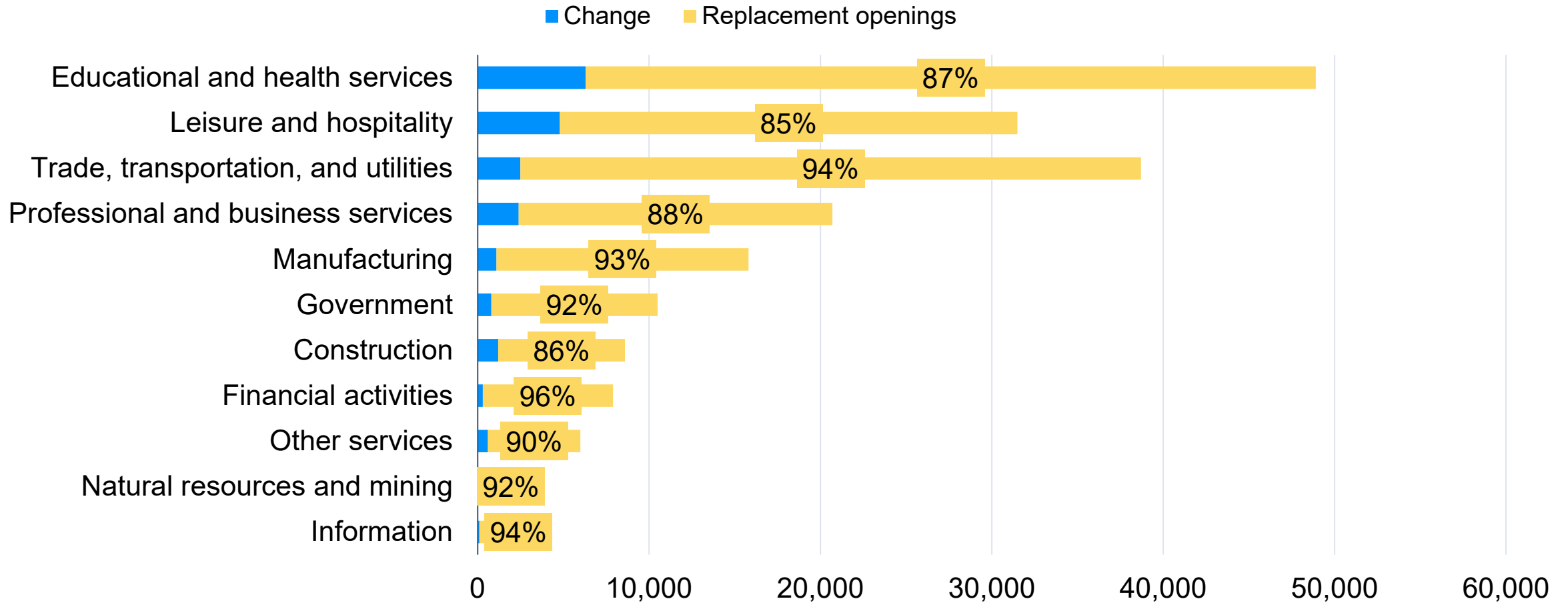
Lane County Projected Job Change, 2021-2031



Source: Oregon Employment Department, 2021-2031 Industry Employment Projections

The vast majority of job openings are due to replacement

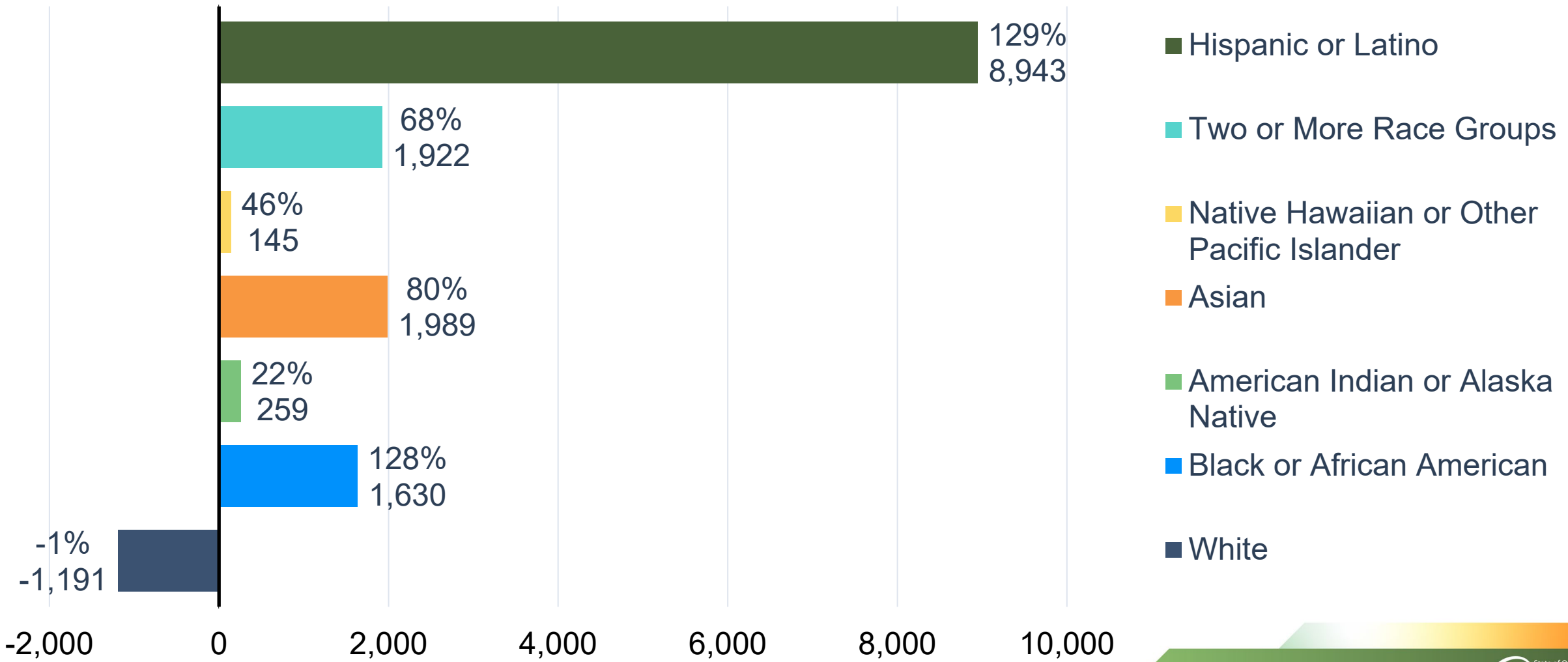
Lane County Projected Job Change, 2021-2031



Source: Oregon Employment Department, 2021-2031 Industry Employment Projections

The workforce is diversifying rapidly in recent years

Net Change in Workers 2002-2022



Source: U.S. Census Bureau Quarterly Workforce Indicators

Finding Usable Data

QualityInfo.org is your source for Oregon Labor Market Information

To access career and job search tools on QualityInfo.org, go to the menu bar and hover over **Tools**.

Click on the **Occupation & Wage Information** option under Careers.

The screenshot displays the Oregon Employment Department website. At the top left is the logo with the tagline "Quality Information, Informed Choices". A search bar is located at the top right. Below the logo is a navigation menu with "Tools" highlighted. The "LMI Tools" section is expanded, showing a grid of categories: Careers, Economy, Business, and Workforce System Performance Measures. Under "Careers", the "Occupation & Wage Information" option is highlighted. Below the grid, there are news snippets and a "JOB & CAREER SEARCH" section with input fields for job and career titles and buttons for "Find Jobs" and "Get Report".

Category	Item
Careers	Find a Job
	Occupation & Wage Information
	Career Explorer
	Find Employers
	Wage Conversion Calculator
Economy	Unemployment Rates (LAUS)
	Current Employment Estimates (CES)
	Employment & Wages by Industry (QCEW)
	Unemployment Insurance Characteristics
	Inflation Calculator
Business	Industry Profiles
	Businesses by Industry
	Fast Facts Dashboard
	Benefits
Workforce System Performance Measures	Performance Measures Summary
	Employment Rate
	Median Earnings
	Entered Employment Rate

News Snippets:

- New Report Details Paid Family, Medical, and Safe Leave Impacts in Oregon** (Oregon Employment Department, Jul 26)
- Oregon Economic Update: No Recession in 2023** (Jul 11)
- Careers in Cybersecurity: Rewarding, Challenging, and Critical** (Jul 11)

JOB & CAREER SEARCH

Enter job title

Enter career title

www.QualityInfo.org provides users direct access to Oregon economic data including:

- Employment and unemployment trends.
- Original articles covering local economic trends and occupation profiles.
- Long-term occupational projections, and other resources covering Oregon.

We can use the Occupation Profile tool to learn more about RN occupations

Registered Nurses (291141) Oregon (All Counties)

Median Hourly Wage	2021 Employment	Job Openings per Year	10-Year Growth
\$53.26	41,304	2,505	10.3%


Current Openings:
There are 2,398 job listings currently available for this occupation.

Regional Employment:
The largest number of jobs were found in the Portland Tri-County (21,851).

Oregon Wage Range:

10th Percentile	25th Percentile	50th Percentile (median)	75th Percentile	90th Percentile	Average Hourly	Average Annual
\$40.68	\$47.19	\$53.26	\$59.94	\$65.50	\$53.23	\$110,710

Employment Outlook:
Employment in this occupation in 2021 was much larger than most occupations across the state. The total number of job openings is projected to be much larger than most occupations in Oregon through 2031. This occupation is expected to grow at a somewhat slower rate than the statewide average growth rate for all occupations through 2031.



- [Home](#)
- [Tools](#) ▾
- [Regional Info](#) ▾
- [Data](#)
- [Publications](#)
- [Press Release](#)

OUR LATEST RESEARCH



Oregon's Aging Workforce by Industry and County in 2022

Gail Krumenauer Jan 8

Dec 21

Oregon Jobs Projected to Increase 10% by 2032

Dec 21

10-Year Occupational Projections Show Broad-Based Job Opportunities Statewide

Dec 13

The Hospital Industry and Workforce Update – Before and After the Pandemic Recession

Dec 12

New Job Ads Decrease Slightly Over the Past Year, But Remain Elevated

Dec 11

OREGON ECONOMIC INDICATORS

Unemployment Rate - November 2023

3.6%

Seasonally Adjusted

—
0.0%

Total Unemployed - November 2023

78,070

Seasonally Adjusted

↑
1,472

Nonfarm Employment - November 2023

1,996,300

Seasonally Adjusted

↓
-7,300

Job Vacancies - 3rd Quarter 2023

70,485

↑
2.0%

JOB & CAREER SEARCH

Henry Fields

Workforce Analyst, Lane and Douglas counties

Henry.L.Fields@employ.oregon.gov

(541) 359-9178

[Recent Publications and Presentations](#)